

Information and Itinerary



Luvuvhu River 5 Nights (6 Days) 4x4 Wild Camping Tour

Experience the thrill of traveling through rarely seen areas in Southern Africa.

This tour allows you access to remote areas in the Makuya Nature Reserve (no fence between the Kruger NP and Makuya NR) that are not frequented by many visitors. The surrounding wilderness, the remoteness and the seclusion of traveling through rarely seen areas are the main thrills of this tour.

We hope that this itinerary is the tour you dreamed of. Please do not hesitate to advise us if you have any questions related to this tour.

We eagerly await your response.

Best regards

Johan du Plooy
Bonsai-SA 4x4 Adventures and Tours

Phone +27 82 852 2395
Email johan@bonsai-sa.co.za

Bonsai-SA 4x4 Adventures and Tours
bonsai-sa.co.za





Luvuvhu River 5 Nights (6 Days) 4x4 Wild Camping Tour

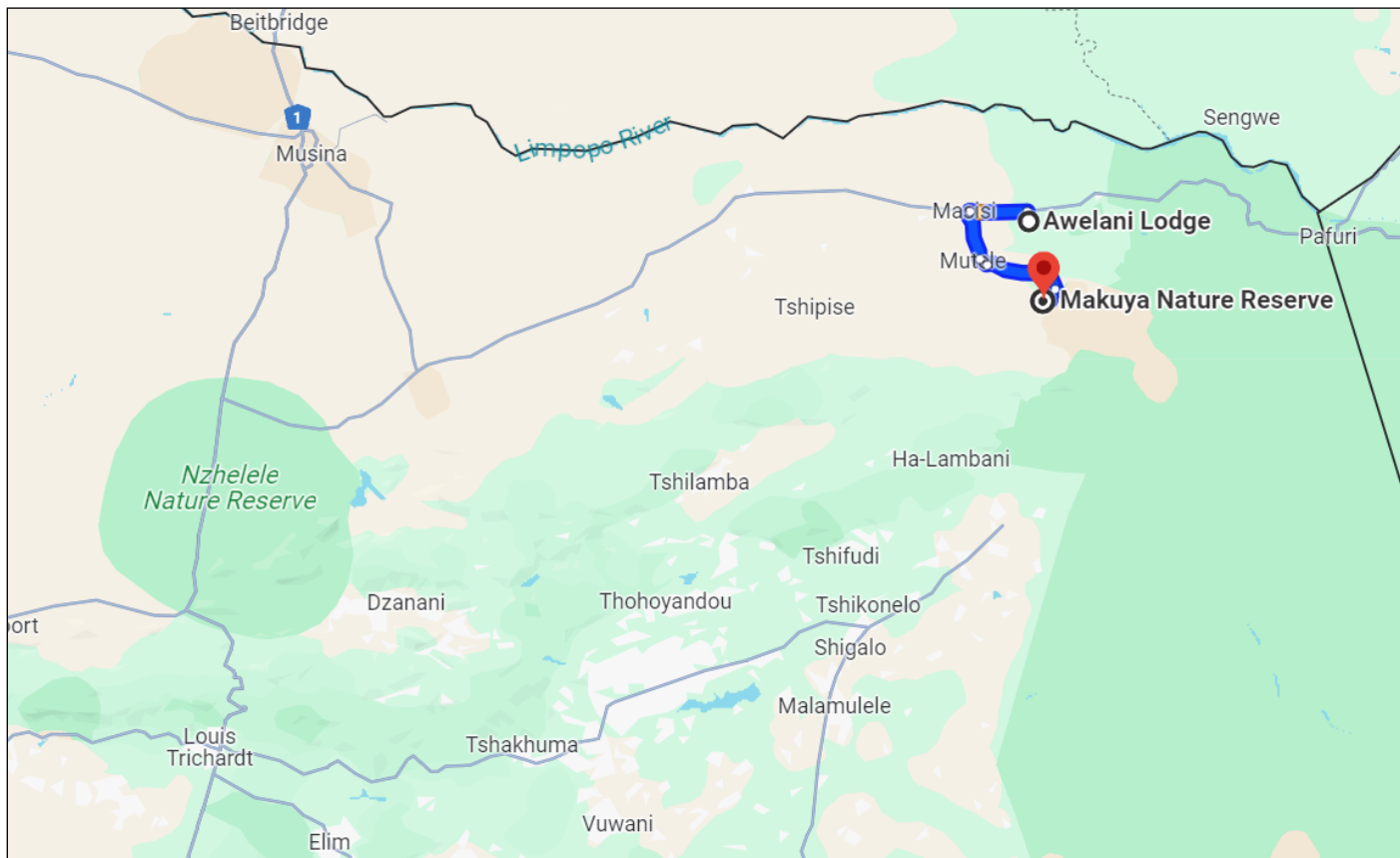
Day by Day

 **Start of Tour:** Awelani Lodge

See you full itinerary on the following pages

Days	Main Destination	Accommodation	Meal Plan
Day 1	Makuya Nature Reserve	Pandimbele Camp	-
Day 2	Makuya Nature Reserve	Buffalo Camp	-
Day 3	Makuya Nature Reserve	Buffalo Camp	-
Day 4	Makuya Nature Reserve	Pandimbele Camp	-
Day 5	Greater Kruger National Park	Awelani Lodge	Dinner - Cave braai
Day 6	End of tour	No accommodation	-

 **End of Tour:** Awelani Lodge



Start of your tour

We love this moment: your South African tour starts here. We'll answer any questions you have and get you out there to discover the amazing wildlife, people and landscapes that this remarkable country has to offer.

Makuya Nature Reserve

You will camp in unfenced areas in the Makuya NR. This adds to the experience of the tour. You will drive in your own 4x4 vehicle and you must make provision for your own provisions, including tents and camping gear, sufficient supply of water, firewood and food.

The tour is aimed at true bush lovers and ones who enjoy the wilderness and is not designed as an obstacle course or endurance test.

Accommodation | Day 1

Wild Camping

No ablution facilities and electricity is available at the campsite.

View of the Luvuvhu River



Section of the 4x4 trail



Activities Day 1

Morning

⇒ You travel on your own to the filling station (S22° 36' 39.1" E30° 09' 49.3") near the Tshipise Holiday Resort with your own 4x4 vehicle.

Afternoon

- ⇒ We meet at the filling station at 13:00.
- ⇒ Depart for the Makuya Nature Reserve at 13:30.
- ⇒ Enter the Makuya NR at the main entrance to the reserve and drive to the Pandimbele Campsite.
- ⇒ Set up your camp for the night.

Evening

- ⇒ Your guide makes a fire.
- ⇒ Prepare your own meal on the open fire or use your gas appliances in your vehicle.
- ⇒ Discuss the planning for the days ahead of us while sitting around the fire.
- ⇒ Relax and enjoy the sounds of nocturnal birds and animals.
- ⇒ It seems as if the stars are so close that you can touch them.

Wild camping



Makuya Nature Reserve

The reserve, which lies hidden in one of the remotest parts of Limpopo, is an adventurer's dream and carries the hopes of a community that has become involved in its conservation.


It is a relatively small reserve; its 16 000 hectares are leased from the Makuya, Mutele, and Mphaphuli tribes by the Limpopo Province.

The Luvuvhu River where hippos, elephants and crocodiles can be spotted forms a natural divide between Makuya NR and Kruger NP. Any game happy to cross it, gains access to either. You can possibly spot elephant, hippo, buffalo, lion, hyena, otter, impala, nyala, warthog and other game. Due to the harshness of this area game is not always spotted easily.

Accommodation | Day 2

Wild Camping

No ablution facilities and electricity is available at the campsite.



Baobab next to the trail



Baobab

Activities Day 2

Morning

- ⇒ Make your self breakfast before we depart.
- ⇒ Take down your camp and prepare for the adventures of the day.
- ⇒ Drive slowly in a southerly direction following the rough 4x4 tracks next to the Luvuvhu River.

Afternoon

- ⇒ Find a suitable site next to the Luvuvhu River to camp (possibly Buffalo Campsite).
- ⇒ Set up your camp for the next two nights.

Evening

- ⇒ Your guide makes a fire.
- ⇒ Prepare your own meal on the open fire or use your gas appliances in your vehicle.
- ⇒ Discuss the adventures of the day while sitting around the fire.
- ⇒ Relax and enjoy the sounds of nocturnal birds and animals.
- ⇒ Always be prepared for the unexpected.

Makuya Nature Reserve


The northern part of the Kruger National Park is an area of unique biodiversity. It's one of the few places where fever tree forests grow side by side with forests of giant baobabs. The trees line the banks of the Limpopo and Luvuvhu rivers: the slim, pale, luminescent green trunks of the fever trees glimmering between the massive dark brown trunks of the baobabs.

Accommodation | Day 3

Wild Camping

No ablution facilities and electricity is available at the campsite.

View of Luvuvhu River and Kruger NP



Luvuvhu Gorge



Activities Day 3

Morning

- ⇒ The early sounds of nature and the whiff of fresh coffee will undoubtedly tease you out of your tent!
- ⇒ Enjoy the breakfast you made yourself while overlooking the Luvuvhu River.

Rest of the day

- ⇒ Relax for the day next to the river.
- ⇒ You never know what animals will surprise you in the camp. Always keep your camera ready.
- ⇒ We will decide as a group if we want to explore a little bit more of the 4x4 trail to the south.

Evening

- ⇒ Your guide makes a fire.
- ⇒ Prepare your own meal on the open fire or use your gas appliances in your vehicle.
- ⇒ Discuss the adventures of the day while sitting around the fire.
- ⇒ Relax and enjoy the sounds of nocturnal birds and animals.
- ⇒ Always be prepared for the unexpected.

Visitor at the campsite



Makuya Nature Reserve

All Baobabs are deciduous trees ranging in height from 5 to 20 meters. The Baobab tree is a strange looking tree that grows in low-lying areas in Africa and Australia.

Baobab trees can grow to enormous sizes and carbon dating indicates that they may live to be 3,000 years old.

One ancient hollow Baobab tree in Zimbabwe is so large that up to 40 people can shelter inside its trunk. Various Baobabs have been used as a shop, a prison, a house, a storage barn and a bus shelter. The tree is certainly very different from any other. The trunk is smooth and shiny, not at all like the bark of other trees, and it is pinkish grey or sometimes copper coloured.

When bare of leaves, the spreading branches of the Baobab tree look like roots sticking up into the air, rather as if it had been planted upside-down. Baobabs are very difficult to kill, they can be burnt, or stripped of their bark, and they will just form new bark and carry on growing.

The African bushman has a legend that tells of the god Thora. He took a dislike to the Baobab growing in his garden, so he threw it out over the wall of Paradise on to Earth below and although the tree landed upside-down it continued to grow.

Accommodation | Day 4

Wild Camping

No ablution facilities and electricity is available at the campsite.



Activities Day 4

Morning

- ⇒ Enjoy the breakfast you made yourself while overlooking the Luvuvhu River.
- ⇒ Take down your camp.

Rest of the day

- ⇒ Return with the 4x4 trail next to the Luvuvhu River to the Pandimbele Campsite.
- ⇒ Visit the famous "World's View" overlooking the Luvuvhu River and the Kruger NP.
- ⇒ You never know what animals or views will be around the next bend in the road. Always keep your camera ready.

Afternoon

- ⇒ Set up your camp for the night.

Evening

- ⇒ Your guide makes a fire.
- ⇒ Prepare your own meal on the open fire or use your gas appliances in your vehicle.
- ⇒ Discuss the adventures of the day while sitting around the fire.
- ⇒ Relax and enjoy the sounds of nocturnal birds and animals.
- ⇒ Always be prepared for the unexpected.



Awelani Lodge

Awelani Lodge is situated near the Pafuri Gate (just 10 km away) at the northern section of the Kruger National Park. Situated in a 1700-hectare conservancy, Awelani provides visitors with an outstanding opportunity to walk or mountain bike through a wooded conservancy with a remarkable arrangement of trees; Baobab, Mopani and Lobombo Ironwood to name a few. Sandstone outcrops hide San and Khoi rock art and traditional Venda grain storage units.


Accommodation | Day 5

Budget Camping

We use the ablution facilities of the safari tents and electricity is available.



Cave braai



Grain storage

Activities Day 5

Morning

- ⇒ You make your last breakfast in the Makuya NR.
- ⇒ Take down your camp and prepare for the adventures of the day.

Rest of the day


- ⇒ You are still exploring areas within the Kruger NP and be on the lookout for animals behind bushes and around corners. Who knows, maybe you see more than the big-5 today.

Afternoon

- ⇒ We continue our 4x4 adventure journey across the foothills of the Tshamavudzi Mountain range to the Mutale River. We visit the Luvuvhu Gorge, various view points and the Mutale Falls (potholes).
- ⇒ Exit the Makuya NR at the main entrance and drive to Awelani Lodge.
- ⇒ Arrive at Awelani Lodge and you set up your camp for the night.
- ⇒ Visit some of the San and Khoi rock art sites as well as traditional Venda grain storage units.

Evening

- ⇒ Tonight you will be treated to a "Cave Braai" at Awelani Lodge.
- ⇒ Discuss the events and adventures of the tour.



San rock art

"World View"



Your last day with us

As our time together draws to a close, we say goodbye to our new friends and head back home. You will continue your journey to your next destination on your own, whenever you feel ready to leave. We hope that you will cherish the unforgettable memories you have made during your time with us and that you will have plenty of beautiful photos to share with your loved ones and friends.

Activities Day 6

Morning

- ⇒ Make your last breakfast in this area of South Africa.
- ⇒ Take down your camp and prepare to travel to your next destination.
- ⇒ Your tour finishes with us this morning.

Luvuvhu River 5 Nights (6 Days) 4x4 Wild Camping Tour

Have a look at the tour features and some of the frequently asked questions.

Features	
Trail Grading	3
Vehicle Type: 4x2	X
Vehicle Type: 4x4	✓
Tyre Type: Off-road / All terrain tyres	✓ ¹
Tyre Type: On-road	X ¹
Accommodation Type: Wild camping	✓
Accommodation Type: Camping	X
Accommodation Type: Safari Tent	X
Accommodation Type: Wilderness cabin	X
Accommodation Type: Chalet	X
Can I Tow an off-road trailer?	✓ ²
Can I Tow an off-road caravan?	✓ ²
Will my vehicle be scratched?	✓ ³
Must I remove my vehicle's sidesteps?	✓
Do I need a compressor?	✓
Children under the age of 12 years	X

Notes
<p>1 Only off-road all terrain tyres; no on-road tyres.</p> <p>Only tyres with a sidewall profile of 65 and more.</p> <p>The area is very remote and it is not easy to obtain tyres when damaged.</p>
<p>2 The total length of the off-road trailer/caravan may not to exceed 4,2m. The smaller the better.</p>
<p>3 It is possible that vehicles will be scratched as we are in nature. It will be nothing serious.</p>

Places Available
<p>Place for only five 4x4 vehicles on the tour.</p> <p>A minimum of three vehicles is required for the tour to take place.</p>

Best Time To Visit: May to September (Dry season)
High Season: December to January and July to August
Best Weather: April to May and September to October (Mild and little rain)

Luvuvhu River 5 Nights (6 Days) 4x4 Wild Camping Tour

+ Included

Park fees, Hand-held radios, Professional 4x4 and overlanding adventure guide, Accommodation (camping) for two adults, Trail cost for one 4x4 vehicle with two adults, Professional nature guide(s) where applicable, Cave braai at Awelani Lodge (food for the braai included)

- Excluded

Additional accommodation before and after the tour, International flights, Government imposed increase of taxes and/or park fees, Personal items (souvenirs, travel insurance, visa fees, etc.), Camping equipment, Tips, Fuel, Toll fees, Vehicle, Drinking water (on all days), Snacks and beverages, Medicine, Fire wood, Food (on all days, except cave braai), Additional activities, Domestic flights, Additional adults - maximum two - will be charged extra, Border fees and taxes

Payment Terms

A 20% deposit will ensure your place on the tour with the balance payable 30 days before the start of the tour.

Full payment if the booking is made less than 30 days before the start of the tour.

Tariffs

<https://bonsai-sa.co.za/tours-tariffs.html>

Make a booking

<https://bonsai-sa.co.za/tours-calendar-bookings.html>

Terms and Conditions

<https://www.bonsai-sa.co.za/docs/4x4-tour-terms-and-conditions.pdf>

<https://www.bonsai-sa.co.za/docs/cancellation-policy.pdf>

<https://www.bonsai-sa.co.za/docs/payment-policy.pdf>

Your Tour Guides



Bonai-SA 4x4 Adventures and Tours

Our relaxed 4x4 adventures and tours allow you access to remote areas in national parks and reserves that are not frequented by many visitors. The surrounding wilderness, the remoteness and the seclusion of travelling through rarely-seen areas are the main thrills of our tours. A professional 4x4 Adventure Guide will lead the tour and a qualified Field/Nature Guide will assist when it is necessary. The guides will provide the necessary interpretation en-route and also ensure your safety.

Contact Us

Address Pretoria
Country South Africa
Phone +27 82 852 2395
WhatsApp +27 82 852 2395
Email johan@bonsai-sa.co.za
Website bonsai-sa.co.za

Contact Person: **Johan**

Member of:

- South African Tourism Services Association
- South African Adventure Industry Association



“If you think adventure is dangerous, try
routine, it’s lethal”
~ Paul Coelho

Colofon

Copyright Text Bonsai-SA 4x4 Adventures and Tours & SafariOffice

Copyright Images Johan and Elna du Plooy & Bonsai-SA 4x4 Adventures
and Tours & Awelani Lodge & Dumela Wilderness
Safaris

